

Design Your World with DALI®























With **DALI control** for Lumascape architectural luminaires, you get more than premium LEDs, optics, and thermal management. You get the most robust, reliable, and easy-to-install luminaires in the industry, now with additional opportunities for power and control. To learn more, visit lumascape.com.

ARCHITECTURAL & FACADE LIGHTING

 **LUMASCAPE**
Design. Create. Illuminate.

Products Enhanced with DALI® Lighting Controls

<p>QUADRALUX Q2 LS9122 FOUNDATION</p>   <p>3,570 lm* 33 W ● Single Colour</p>	<p>QUADRALUX Q4 LS9142 FOUNDATION</p>   <p>5,380 lm* 48 W ● Single Colour</p>	<p>QUADRALUX Q6 LS9162 FOUNDATION</p>   <p>7,520 lm* 69 W, 80 W ● Single Colour</p>
<p>QUADRALUX Q8 LS9182 FOUNDATION</p>   <p>14,740 lm* 119 W, 132 W ● Single Colour</p>	<p>LINEALUX L3 LS9032 FOUNDATION</p>   <p>1,203 lm/ft* 10 W/ft ● Single Colour Available in 2 ft, 3 ft, 4 ft</p>	<p>ERDEN E4 LS3042 FOUNDATION</p>   <p>1,850 lm* 18 W ● Single Colour</p>
<p>ERDEN E6 LS3062 FOUNDATION</p>   <p>2,390 lm* 25 W ● Single Colour</p>	<p>CENTRIA C1 LS2012 FOUNDATION</p>   <p>2,450 lm* 24 W ● Single Colour</p>	<p>CENTRIA C2 LS2022 FOUNDATION</p>   <p>2,450 lm* 24 W ● Single Colour</p>
<p>CENTRIA C4 LS1012 FOUNDATION</p>   <p>2,450 lm* 24 W ● Single Colour</p>		