The Stena S1 is one of the most compact and versatile stake mount luminaires in its class, featuring light output and energy efficiency surpassing 35W Metal Halide. Available in white, colour changing and tunable white light engines, the Stena S1 is packed with features including EasyGlow™ visual comfort and CoolDrive™ thermal management technologies. PowerSync™ allows for highly granular digital control via common protocols. Unique and flexible mounting* and glare control accessories enable installation in multiple orientations. Available with a concrete anchor, the height of the luminaire allows the light head to stand above vegetation for an unobstructed cast of light.

*International version shown with concrete anchor point (mounting spike is included).
North American version requires a seperate concrete anchor or mounting spike.

Performance

Static White & Colour	Lumen Output (lm)	Efficacy (lm/W)	Peak Intensity (cd)
2,700 K (80 CRI)	1,568	66.6	35,736
3,000 K (80 CRI)	1,655	71.1	38,189
3,500 K (80 CRI)	1,730	74.9	38.913
4,000 K (80 CRI)	1,712	73.7	39,674
5,000 K (70 CRI)	2,025	87.0	47,160
Red	-	-	-
Green	-	-	-
Blue	-	-	-

Static white lumen output values are based on a 10° lens.

Dynamic Colour	Lumen Output (lm)	Efficacy (lm/W)	Peak Intensity (cd)
RGBA	1,058	48.6	18,121
RGBW	1,145	52.6	23,150
RGB(1)	-	-	-

Dynamic Colour lumen output values are based on a 10° lens.
(1) RGB available on request.

Tunable White	Lumen Output (lm)	Efficacy (lm/W)	Peak Intensity (cd)
2,700 K - 6,500 K	1,697	72.7	39,910

Tunable white lumen output values are based on a 10° lens with all channels at 100%.

powersync™ easyglow™ cooldrive™

Performance

Beam Angles	10°, 13°, 20°, 26°, 47°, 40° x 10°, 60° x 20°

Electrical

LED Power	22W
Consumption	≤25W maximum
Lifetime (L70)	>60,000hrs (B10, L70, TM21)
Input Voltage	Mains Voltage 120-277V, 50/60Hz
Thermal Management	CoolDrive™ onboard thermal monitoring and control.

Control

Interface	Lumascape PowerSync™
Protocols	DMX/RDM, Artnet, PWM[1], 0-10V (sink or source)[1] Some protocols require additional hardware. For details and for other available protocols contact factory. 1. Not available for Colour Changing
PWM Frequency	2,000Hz flicker free dimming to 0.1%
Systems	Range of third-party controllers

Physical

Housing	Die cast marine grade aluminum, tempered glass lens.
Finish	Superior 9-step powder-coating process, including marine epoxy undercoat and polyester top coat.
Installation	Stake-mounted
Adjustable	Constant torque adjustable luminaire head
Ambient Operating Temperature	-40°C to 50°C (-40°F to 122°F)
Surface Temperature	≤59°C (138°F)
Weight	2.0kg (4.5lb)

Certification & Compliance

IP Rating	IP66 / IP67
IK Rating	IK7
Environment	Dry, Damp, Wet locations
Certifications	ETL, CE, RCM, CCC (Pending)

Luminaire Dimensions

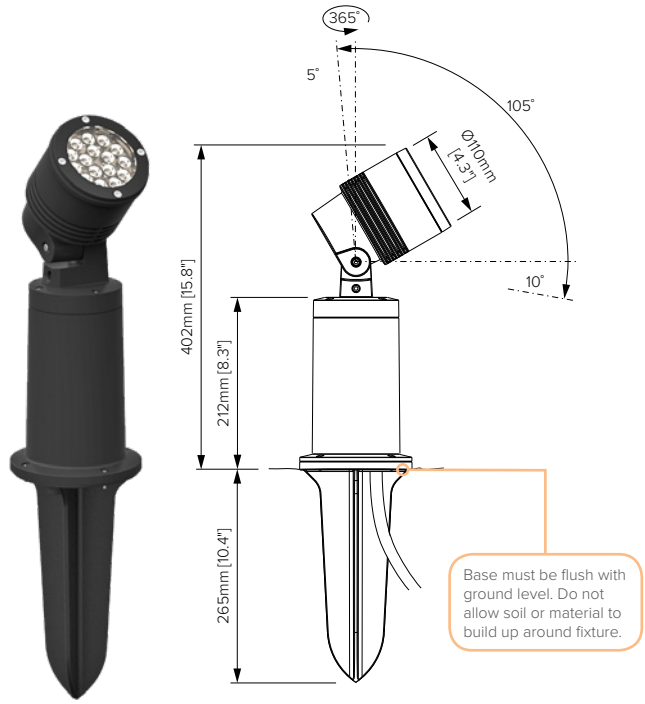

International Market

Includes Mounting Spike / Concrete Anchor

North American Market

Mounting Spike / Concrete Anchor not included (order separately)

Shielding & Glare Control

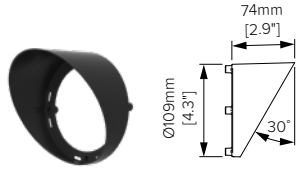

LS6104

External Glare Shield

Mounting Accessories (North American Market only)

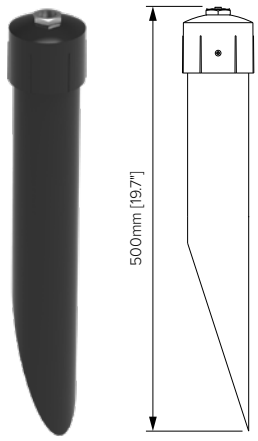

LS6054

Mounting Spike / Concrete Anchor not included (order separately)

LS2010	22W				PS	

Static White & Colour	Code
2,700 K (80 CRI)	827
3,000 K (80 CRI)	830
3,500 K (80 CRI)	835
4,000 K (80 CRI)	840
5,000 K (70 CRI)	750
Red	RED
Green	GRN
Blue	BLU

Dynamic Colour	Code
RGBA	4CA
RGBW	4CW
RGB	RGB(1)

(1) Available on request

Tunable White	Code
2,700 K - 6,500 K	2WT

Beam	Code
10°	VN
13°	NR
20°	NM
26°	ME
47°	WD
40° x 10°	NH
10° x 40°	NV
60° x 20°	WH
20° x 60°	WV

Input Voltage (Mains)	Code
110-240V, 50/60Hz	01(1)
120-277V, 50/60Hz	09(2)

Finish	Code
Black	BL
Anthracite Grey	AG
Basalt Grey	BT
Anodic Silver	SL
White	WT
Dark Bronze	DB
Latte	LT
Dark Aluminum	DA
Custom RAL	CC(1)

(1) Please provide RAL colour.

LS6104	

Glare Control Accessories	Code
External Glare Shield	LS6104

Finish	Code
Black	BL
Anthracite Grey	AG
Basalt Grey	BT
Anodic Silver	SL
White	WT
Dark Bronze	DB
Latte	LT
Dark Aluminum	DA
Custom RAL	CC(1)

(1) Please provide RAL colour.

Mounting Accessories	Code
Mounting Spike / Concrete Anchor	LS6054(1)

(1) North American Market

Beam Orientations

Beam Orientation for the "NH" and "WH" optical system

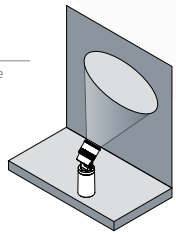

Beam Orientations

Beam Orientation for the "NV" and "WV" optical system

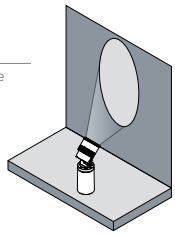

Network Topology - PowerSync™ Dimmable - Mains Voltage

PowerSync™ Topology 1 - Single Trunk Cable

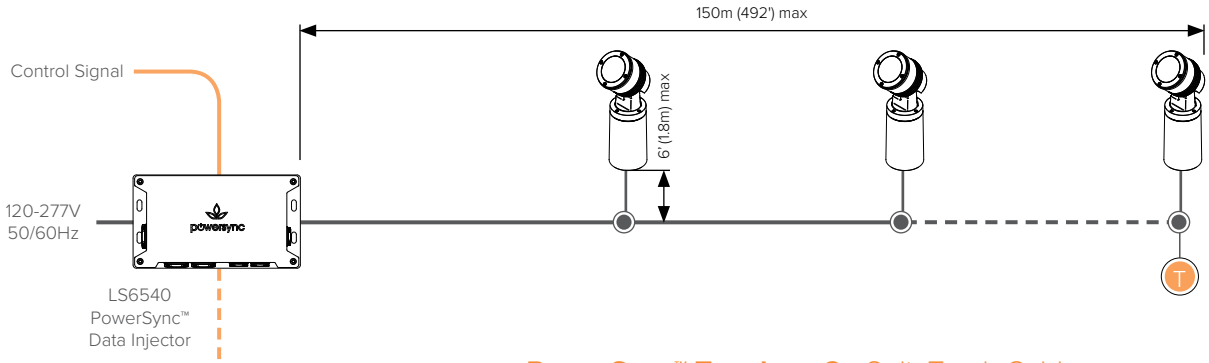

PowerSync™ Topology 2 - Split Trunk Cable

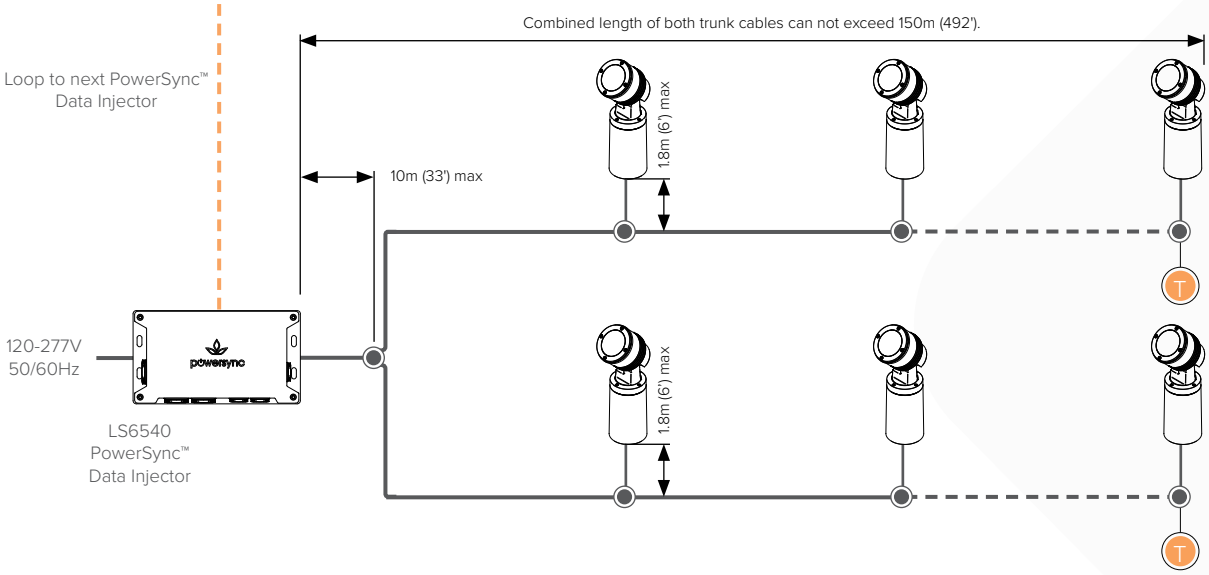

Up to 45 luminaires per run under the following conditions:

- Max total cable run length 150m (492') in up to two trunk cables
- For run lengths in excess of 30m (100'), the *data* wire gauge cannot exceed 14 AWG (2.5mm²)
- For run lengths up to 30m (100'), the *data* wire gauge is not governed
- Refer to 'Maximum Circuit Load' table for circuit limitations
- Always observe local electrical codes for branch circuit current limitations

Terminator

Use PowerSync™ terminator, supplied with LS6540, to terminate last luminaire in chain at junction box.

Connection Type

Circuits are configured as hardwired. For details consult installation instructions and comply with local electrical codes.

Maximum Circuit Load

Maximum Number of Interconnected Fixtures		
Voltage	12.8A	16A
120V	41	45
240V	45	45
277V	45	45

Refer to PowerSync™ installation manual for maximum distance information and typology options.

For non-continuous runs contact factory for details.

NOTE: The above diagrams are intended to show electrical pathways between luminaires and ancillary device. These diagrams are not intended to show type or colour of cord / wire, luminaire input voltage rating, wire gauge or approved use of the cord / wire supplied with luminaires.

Wire Colours & Designations

Mains Voltage - International Market

Designation	Colour
Active	Brown
Neutral	Blue
Earth	Green / Yellow
Data	Black

Mains Voltage - North American Market

Designation	Colour
Active	Black
Neutral	White
Earth	Green / Yellow
Data	Grey [or Red]