





Project Name	
Type	
Part Number	
Quantity	
Notes	


Product Overview


The Vedita VE9 is a compact in-ground or wall-mounted luminaire, perfect for indoor and outdoor architectural applications. This luminaire is supplied with a sturdy installation sleeve, ideal for architectural installations. The premium stainless construction ensures long-lasting performance and comes standard with an ElectroPolishPlus™ surface treatment.


Features


Lumen Output	20 lm
Power Consumption	3 W
Typical Lifetime	> 60,000 hours (B10, L70, TM21 Reported)
Control Protocol	PWM (0-10V, DMX, DALI)
Diameter	1.8" (45 mm)
Static Load Rating	992 lb (450 kg)
IP Rating	IP68
IK Rating	IK10
Compliance	
Color Options	

Technology









Technical Information

Apertures	Static White & Color	Lumen Output (lm)	Efficacy (lm/W)	Peak Intensity (cd)
180-deg	2,700 K (80 CRI)	10	3	17
	3,000 K (80 CRI)	-	-	-
	4,000 K (80 CRI)	-	-	-
	Blue (470nm)	-	-	-
360-deg	2,700 K (80 CRI)	20	7	10
	3,000 K (80 CRI)	-	-	-
	4,000 K (80 CRI)	-	-	-

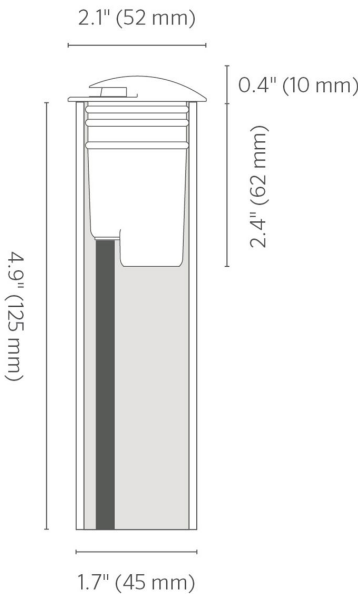
Written Specifications

Electrical	
Power Consumption (W)	3 W
Input Voltage	International: 24 Vdc North America: 12-15 Vac, 60 Hz or 12-24 Vdc
Configuration	Integral driver
LED	Lumileds®
Thermal Management	CoolDrive™ onboard thermal monitoring and control
Lifetime	> 60,000 hours (B10, L70, TM21 Reported)
Control	
Protocol	PWM (DMX, DALI, 0-10 V)
Physical	
Construction	316 Marine-Grade Stainless Steel bezel with polymer housing
Installation	Recessed in-ground or in wall
Installation Accessories (Included)	Installation sleeve
Installation Accessories (Specify Separately)	LS6107 preinstallation niche for concrete pour applications
Ambient Operating Temperature	-20°C to +50°C (-4°F to 122°F)
Surface Temperature	≤65°C (≤149°F) HumanTouch Compliant
Exposed Dimensions	0.5" (14 mm)
Weight	0.9 lb (0.4 kg)
Compliance	
IP Rating	IP68
NEMA Type	01 Aperture: Type 7 x 3 (H x V) 04 Aperture: Type 7
IK Rating	IK10
Drive-Over	Static load: 992 lbs (450 kg)
BUG Rating	B0-U1-G1
IES Classification	Type IV
Certifications	ETL, CE, UKCA, RCM
Overview	
Lumascap	Lumascap transforms spaces with precision-engineered lighting solutions, proven to perform. Since 1991, customers have relied on us as a leading manufacturer of high-quality, innovative luminaires that solve their toughest lighting challenges. Our global experts combine sophisticated design, advanced technologies, quality materials, and rigorous testing to manufacture a comprehensive range of lighting systems that consistently exceed performance expectations. Lumascap is a member of the Hunter Industries Family of Companies. Learn more at lumascap.com .
Manufacturing	ISO 9001:2015 certified facility
Limited Warranty	5

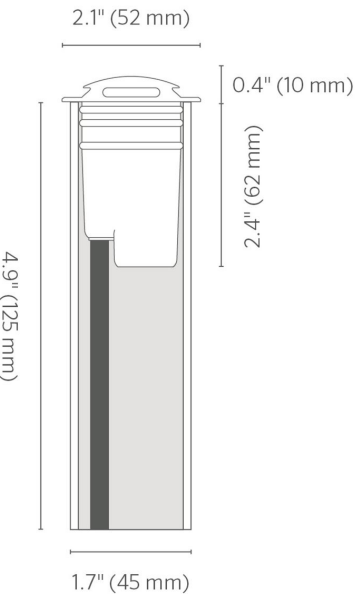
Specifications

Dimensions

1 Aperture



4 Apertures



Configuration

For complete and up-to-date product options, configure the LS9409LED using our online [product configurator](#).

LS9409LED						
Code	Power Consumption	Light Source	Trim Style	Apertures	Input Voltage	Cable Length

Power Consumption

☐ 3 W (3D)

Light Source

☐ Static White (827)
2,700 K (80 CRI, 3 SDCM)



☐ Static White (830)
3,000K (80 CRI, 3 SDCM)



☐ Static White (840)
4,000 K (80 CRI, 3 SDCM)



☐ Single Colour (BLU)
Blue



Trim Style

☐ Stainless Steel (SS)

Apertures

☐ One (1A)
One aperture (1 x 180°)



☐ Four (4A)
Four aperture (4 x 85°)



Input Voltage

☐ 24 Vdc (07)
Non-Dimmable



Cable Length

☐ **2 m (02)**
4 x 0.5 mm² H05RN-F
flexible rubber cable

☐ **8 m (08)**
4 x 0.5 mm² H05RN-F
flexible rubber cable

☐ **15 m (15)**
4 x 0.5mm² H05RN-F
flexible rubber cable

☐ **20 m (20)**
4 x 0.5 mm² H05RN-F
flexible rubber cable

☐ **25 m (25)**
4 x 0.5 mm² H05RN-F
flexible rubber cable

Accessories

Mounting & Installation

Specify Separately

☐ **Included Installation Sleeve**



Luminaire is supplied with PVC mounting sleeve and trim. The luminaire can be used with or without this assembly. Sleeve is equivalent to a North American 1.5" Schedule 40 conduit.

☐ **Preinstallation Niche (LS6107)**



In-ground mounting kit for the LS940x luminaires. Accurately position the luminaire in rebar and concrete-pour applications. Recommended use with ¾" conduit entry for each luminaire. Conduit not included.