

## LS931LED: Lineo (Single Colour)

**Warranty voided if not installed as per installation instructions**

DANGER

**ISOLATE LUMINAIRE FROM POWER**

Failure to isolate power supply before installation or maintenance may result in fire, serious injury, electric shock, death and may damage the luminaire.

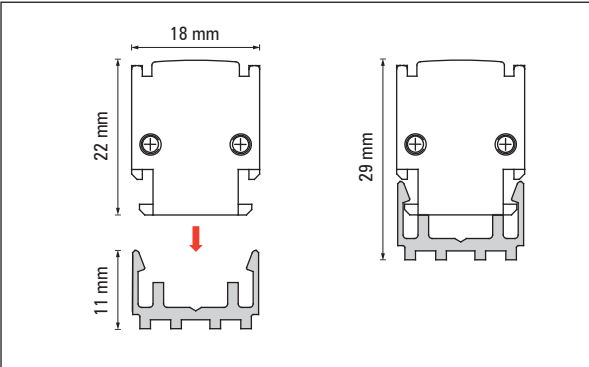


**Do not attempt to open, alter or modify the product.**

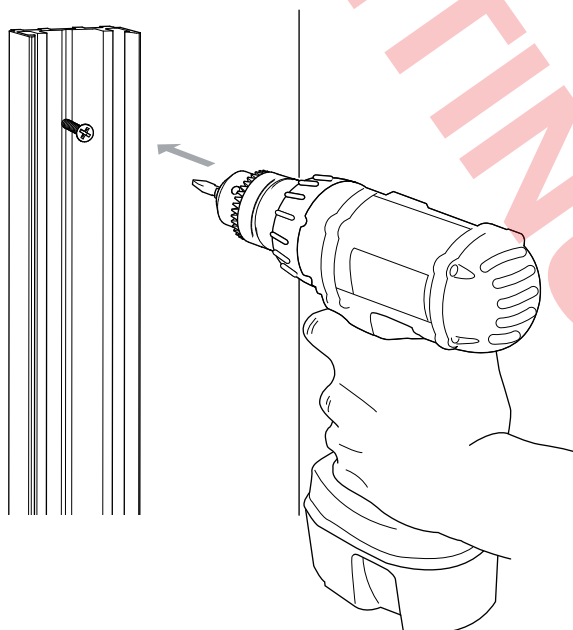
**Do not drill into the product.**

**Do not modify the supply cable.**

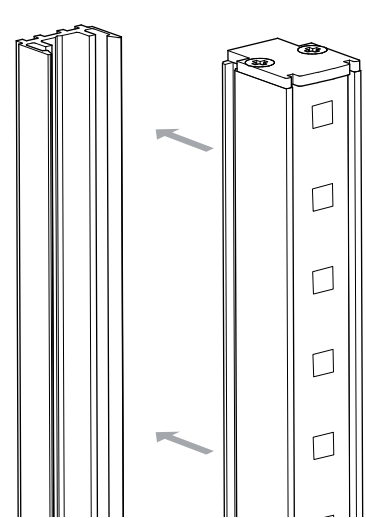
**Failure to connect correctly may damage the product.**



**1.** Attach mounting strip to wall.

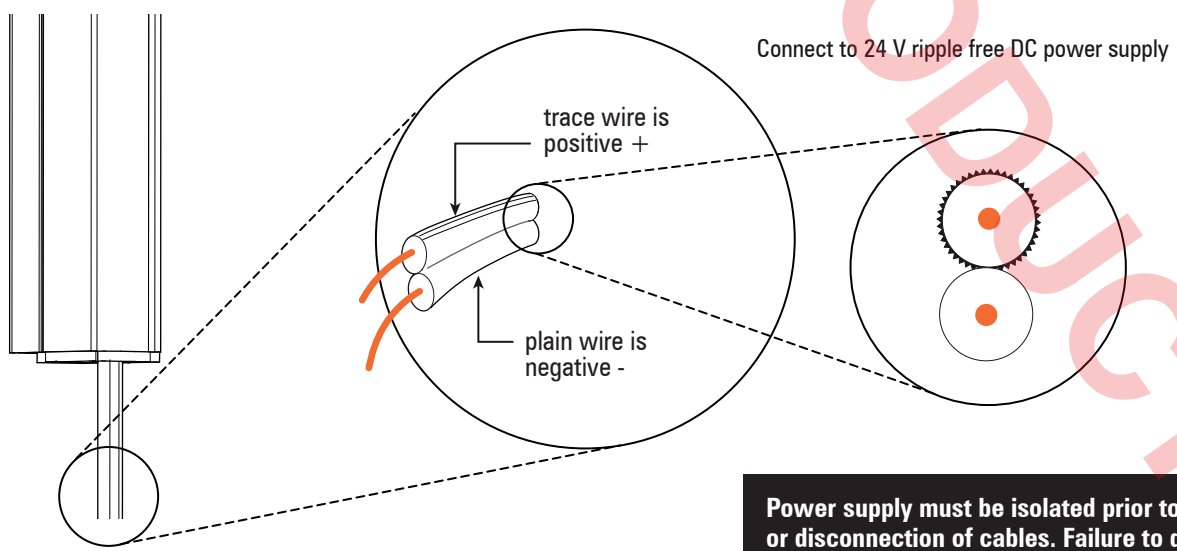


**2.** Attach mounting strip to wall.



## SINGLE COLOUR VERSION

**3.** In vertical installation ensure cable entry is at the bottom.



**Power supply must be isolated prior to connection or disconnection of cables. Failure to do so will result in damage to the luminaire components.**

Observe polarity.

#### Single Colour Versions

Trace Wire	Positive +
Plain Wire	Negative -

#### RGB Versions

Yellow Wire	Positive
Black Wire	Blue LED
Red Wire	Red LED
Green Wire	Green LED

- 24 V DC power supply.
- Failure to connect correctly may damage the product.
- Cable entry must be at the bottom.
- Ensure the supply cable to the product is joined in a sealed enclosure mounted **below** the Lineo strip.
- All mounting must be installed using the supplied strip and/or rails.
- Ensure connections are fully weather-proof.
- Ensure adequate drainage is provided around the product so it cannot lay in water.
- Do not attempt to open, alter or modify the product.
- Do not drill into the product.
- Do not modify the supply cable.
- Failure to connect correctly may damage the product.

## SAFETY INSTRUCTIONS

### WARNING - To reduce the risk of FIRE or INJURY:

1. Luminaires and transformers to be installed by licensed electrical contractors.
2. Luminaires to be used for intended purpose only.
3. Do not operate the luminaires with a missing or damaged parts.
4. Use only genuine Lumascope parts to replace damaged or missing components.
5. Refer to instructions for installation and operating requirements.
6. Ensure installation complies with local regulations

**Voltage insulation test (megger) will permanently damage product and will void warranty.**

**SAVE THESE INSTRUCTIONS.**